



Phytochemicals and biological activities of Pueraria flower: a review

Juan Wang^{a#}, Fan Yang^{a#}, Yongqing Tao^a, Meiyang Wang^a, Zhibo Han^{b,c} and Hui Zhao^{a*}

^aTianjin Key Laboratory of Food and Biotechnology, State Experimental and Training Centre of Food and Drug, School of Biotechnology and Food Science, Tianjin University of Commerce, No. 409 Guangrong Road, Beichen, Tianjin 300134, China

^bState Key Lab of Experimental Hematology, Institute of Hematology and Blood Diseases Hospital, Chinese Academy of Medical Sciences, Tianjin 300020, China

^cJiangxi Engineering Research Center for Stem Cell, Shangrao, Jiangxi, China

[#]These two authors contributed equally to this work.

*Corresponding author: Hui Zhao, Tianjin Key Laboratory of Food and Biotechnology, State Experimental and Training Centre of Food and Drug, School of Biotechnology and Food Science, Tianjin University of Commerce, No. 409 Guangrong Road, Beichen, Tianjin 300134, China. E-mail: zhaohui@tjcu.edu.cn

DOI: 10.31665/JFB.2021.13258

Received: December 11, 2020; Revised received & accepted: March 28, 2021

Citation: Wang, J., Yang, F., Tao, Y., Wang, M., Han, Z., and Zhao, H. (2021). Phytochemicals and biological activities of Pueraria flower: a review. J. Food Bioact. 13: 40–51.

Abstract

Pueraria lobata (Kudzu root) has been well documented as a food and also an herbal plant for its ability to alleviate hangover, diarrhea and cardiovascular diseases. However, the flower of *Pueraria lobata* has been attracted attention only in recent decades. Bioactive phytochemicals such as isoflavones, saponins, essential oils and other components have been isolated and identified in *Pueraria* flower extracts (PFE). Both *in vivo* and *in vitro* research have indicated the health promoting effects of *Pueraria* flower including hepatoprotective property, estrogenic effects, antioxidant activity, anti-inflammation activity and other pharmacological activities. In this review, we have summarized the chemical compositions and pharmacological actions of *Pueraria* flower and updated knowledge with recent progress.

Keywords: Pueraria flower; Isoflavone; Saponin; Phytochemicals; Biological activities.

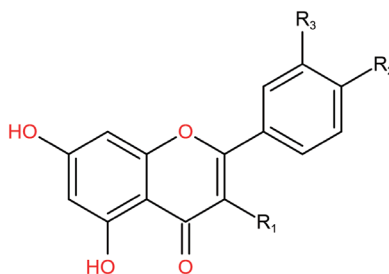
1. Introduction

Dietary plants are important sources of nutraceuticals and support 70–80% of the population as a primary and non-conventional medicine worldwide (Chan, 2003). Growing evidence from epidemiological and case-control studies indicate that the reduced risk of chronic diseases is tightly associated with the intake of phytochemicals originating from dietary plants (Li et al., 2020; Wen et al., 2020; Wu et al., 2019). Indeed, dietary interventions including raw plant materials and nutraceuticals have been identified to prevent various diseases such as obesity, diabetes, cardiovascular diseases, Alzheimer's disease, and cancers (Li et al., 2019; Sheng et al., 2019; Wang et al., 2014; Wang et al., 2020; Wirngo et al., 2016; Zhang et al., 2018).

Pueraria lobata belongs to *Leguminosae* family, and it is one of the earliest medicinal plants used in traditional Chinese medicine.

The components and pharmacological activities of the root of *Pueraria lobata* have been extensively studied (Keung and Vallee, 1998; Wong et al., 2011; Zhang et al., 2017; Zhou et al., 2014). There are more than 70 phytochemicals identified in the root of *Pueraria lobata* (Kudzu root). Among these compounds, isoflavonoids and triterpenoids are the major constituents. Thus, compounds-oriented tactics lead to Kudzu root as an effective medicinal intervention for diabetes, cardiovascular diseases and imbalance in endocrine systems (Wong et al., 2011).

As the flower-based herb from *Pueraria lobata*, *Pueraria* flower (*Puerariae Flos*) has attracted increasing attention due to its bioactivities in hypoglycemia, hypolipidemia, and weight loss. Assessment of phytochemicals indicates that isoflavonoid and essential oils are the chief components in *Pueraria* flower (Lertpatipanpong et al., 2020; Wang et al., 2013; Yu et al., 2011). On the basis of its promising development potential, we summarized the up to date

Table 1. Major flavonoids in Pueraria flower

No.	compounds	R ₁	R ₂	R ₃	Reference
1	Rutin	glc-rha	OH	OH	Ding et al., 2013; Lertpatipanpong et al., 2020
2	Luteolin	H	OH	OH	Ding et al., 2013
3	Apigenin	H	OH	H	Lu et al., 2013; Lertpatipanpong et al., 2020
4	Nicotiflorin	O-glc-(6→1)-xyl	OH	H	Lu et al., 2013
5	Apigenin 4'-O-β-D-glucoside	O-glc	H	H	Lu et al., 2013

knowledge regarding phytochemicals and pharmacological activities of Pueraria flower. In particular, key issues involving the relationship between active ingredients and molecular mechanisms are highlighted in this review.

2. Methods

The current review considered the literature published prior to September 2020 on phytochemistry, pharmacology and toxicity of extracts isolated from Pueraria flower. All the available information on Pueraria flower was collected via electronic search such as PubMed, Google Scholar, and Web of Science. The literature was searched from the databases using the keywords “Pueraria flower” with no exact time limit (all fields) as well as various books that were accessed for information that were directly related to the present contribution. Information of all related books, full-text articles and conference notes written in English and Chinese were also very reliable.

3. Phytochemicals

3.1. Flavonoids

Chemical structures of flavonoids from Pueraria flower are summarized in Table 1. The flowers of Pueraria flower were extracted with MeOH. Identification by high performance liquid chromatography (HPLC) and other methods showed that there were three major flavonoids, apigenin (0.0047 mg/g), nicotiflorin (0.034 mg/g), and apigenin 4'-O-β-D-glucoside (0.016 mg/g) from the dry powder of Pueraria flower (Ding et al., 2013). In addition, rutin and luteolin were analyzed using ultra-performance liquid chromatography coupled with quadrupole/time-of-flight mass spectrometry (UPLC-QTOF/MS), their contents were 0.09 mg/g and 0.04–0.07 mg/g, respectively (Lu et al., 2013).

3.2. Isoflavones

Isoflavones are generally considered as the major bioactive com-

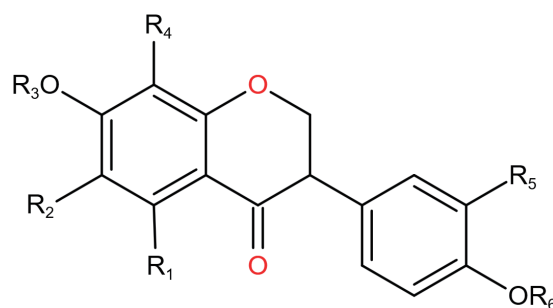
pounds in Pueraria flower. Isoflavones from Pueraria flower are usually thought to be chemoprotective and also serve as an alternative therapy for female hormonal disorders including ovarian cancer and menopausal symptoms (Han et al., 2018; Tausen et al., 2019; Yang et al., 2012). Until now, more than 30 isoflavones have been quantified in Pueraria flower (Table 2) and some of their structures are well elucidated (Tong et al., 2018). A summary of the current findings are presented below. Ultrafiltration with liquid chromatography and mass spectrometry (UF-LC-MS) coupled with high-speed counter-current chromatography (HSCCC) are the fundamental tools for rapidly screening and isolating isoflavones from Pueraria flower. Tectoridin and kakkalide were identified as the main isoflavones in Pueraria flower, followed by puerarin, genistin, and tectorigenin which are valuable as α-glucosidase and lactate dehydrogenase (LDH) inhibitors and are effective in drug design for preventing and treating diabetes mellitus and stroke (Wu et al., 2018).

Zhang et al. (2012) used HPLC combined with 2,2'-diphenyl-1-picrylhydrazyl (DPPH) assays to access the antioxidant activity of isoflavones identified in Pueraria flower. In this research, it was found that the antioxidant activity of extracts from Pueraria flower was strongly dependent on the solvent. Solvents with different polarities were used to further fractionate crude ethanolic extract of Pueraria flower. The ethyl acetate fraction showed more potent capacity to scavenge DPPH radical than petroleum ether or n-BuOH fractions (Zhang et al., 2012).

In addition, Lu et al. (2013) determined a total of 25 isoflavones by using ultra-performance liquid chromatography-quadrupole time-of-flight mass spectrometry and mass spectrometry (UPLC-QTOF/MS). According to these authors, kakkalide and irisolidone were abundant in Pueraria flower (10.3–17.7 mg/g kakkalide, and 2.76–4.95 mg/g irisolidone) (Lu et al., 2013). Interestingly, when the estrogenic activity of kakkalide and its metabolite irisolidone were investigated, the results showed that irisolidone had a better estrogenic effect than kakkalide (Shin et al., 2006). Moreover, kakkalide was isolated as a potent 3-hydroxy-3-methylglutaryl (HMG)-CoA reductase (HCR) inhibitor down-regulating the biosynthesis of triacylglycerols and cholesterol (Min and Kim, 2007).

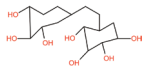
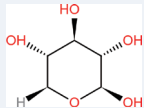
Yuan et al. (2009) found 11 isoflavones from Pueraria flower with therapeutic potential for alcoholism. Among them, two new isoflavones, 6-hydroxybiochanin A-6,7-di-O-β-D-glucopyranoside

Table 2. Major isoflavones in Pueraria flower



No.	Compounds	R ₁	R ₂	R ₃	R ₄	R ₅	R ₆	Analysis	Reference
1	Kakkalide	OH	OMe	Glc-Xyl	H	H	Me	IR, UV	Kubo et al., 1975
2	3'-Hydroxypuerarin	OH	H	H	Glc	OH	H	UFLC-MS	Li et al., 2017
3	Puerarin	H	H	H	Glc	H	H	UFLC-MS	Li et al., 2017
4	Puerarinxyloside	H	H	Xyl	Glc	H	H	UFLC-MS	Li et al., 2017
5	Tectoridin	OH	OMe	Glc	H	H	H	UFLC-MS	Li et al., 2017
6	Tectorigenin	OH	O-CH ₃	H	H	H	H	UFLC-MS	Li et al., 2017
7	Ononin	OH	OH	Glc	H	H	H	UV, MS, TLC	Kurihara and Kikuchi, 1976
8	Puerarin-4'-O-β-D-glucopyranoside	H	H	H	Glc	H	Glc	HPLC-MS/MS	Zhang et al., 2012
9	Glycitin	H	OMe	Glc	H	H	H	UPLC-QTOF/MS	Lu et al., 2013
10	Tectorigenin-7-O-β-D-xylosyl-(1→6)-β-D-glucopyranoside	OH	OMe	Glc-Xly	H	H	H	HPLC-MS/MS	Wang et al., 2013
11	Genistein-8-C-β-D-glucopyranoside	OH	H	H	Glc	H	H	HPLC-MS/MS	Zhang et al., 2012
12	Irisolidone-7-O-β-D-glucopyranpsyl-(1→6)-β-D-glucopyranoside	OH	OMe	Glc-Glc	H	H	Me	HPLC-MS/MS	Zhang et al., 2012
13	Biochanin A-7-O-β-D-glucopyranoside	OH	H	Glc	H	H	Me	HPLC-MS/MS	Zhang et al., 2012
14	Daidzein	H	H	Glc	H	H	H	IR, NMR	Kurihara and Kiruchi, 1973
15	3'-methoxydaidzin	H	H	Glc	H	OMe	H	HPLC-MS/MS	Zhang et al., 2012
16	Irisolidone	OH	OMe	H	H	H	Me	IR, TLC	Kurihara and Kiruchi, 1973
17	Formononetin	H	H	H	H	H	Me	UV, MS	Kurihara and Kiruchi, 1973
18	6-Hydroxygenistein-6,7-di-O-glucoside	OH	OGlc	Glc	H	H	H	UPLC-QTOF/MS	Lu et al., 2013
19	Tectorigenin-7-O-xylosylglucoside	OH	OMe	Glc-Xyl	H	H	H	UPLC-QTOF/MS	Lu et al., 2013
21	6-Hydroxybiochanin A-6,7-di-O-glucoside	OH	OGlc	Glc	H	Me	H	UPLC-QTOF/MS	Lu et al., 2013
22	Gehuain	H	OMe	Glc-Xyl	H	Me	H	UPLC-QTOF/MS	Lu et al., 2013
23	Glycitein	H	OMe	H	H	H	H	UPLC-QTOF/MS	Lu et al., 2013
24	Genistein	OH	H	H	H	H	H	IR, NMR	Kurihara and Kiruchi, 1973
25	Biochanin A	OH	H	H	H	Me	H	IR, TLC	Kurihara and Kiruchi, 1973
26	Tectorigenin-7-O-[β-D-xylopyranosyl-(1→6)-β-D-glucopyranoside]	OH	OMe	Glc-Xyl	H	H	H	HPLC-ESI-Q/TOF-MS	Ma et al., 2019
27	Genistein-7-glucoside	OH	H	Glc	H	H	H	HPLC-ESI-Q/TOF-MS	Wang et al., 2013

Table 2. Major isoflavones in Pueraria flower - (continued)

No.	Compounds	R ₁	R ₂	R ₃	R ₄	R ₅	R ₆	Analysis	Reference
28	3'-Hydroxytectorigenin-7-O-β-D-xylosyl-(1→6)-β-D-glucopyranoside	OH	OMe		H	OH	H	HR-ESI-MS and NMR	Wang et al., 2013
29	Sissotorin	OH	H	Glc	H	H	Me	UV, MS, TLC	Kurihara and Kikuchi, 1976
30	Quercetin	OH	H	H	H	OH	H	IR, NMR	Kurihara and Kikuchi, 1973
31	Genistein	OH	H		H	H	H	UV, MS, TLC	Kurihara and Kiruchi, 1973

and 6-hydroxygenistein-7-O-β-D-glucopyranoside, were isolated from the ethanolic extract of the flowers and their structures elucidated by ultraviolet (UV), infrared spectroscopy (IR), high resolution mass spectrum (HR-MS), and 1D and 2D nuclear magnetic resonance (NMR) spectroscopic methods. The release of lipopolysaccharide (LPS)-induced nitric oxide, using primary cultured rat cortical microglia, was tested for all these 11 isoflavones. Tectorigenin, genistein and irisolidone were stronger in inhibiting nitric oxide release activity than gehuain, tectoridin, tectorigenin-7-O-β-D-xylosyl-(1→6)-β-D-glucopyranoside and 6-hydroxygenistein-6,7-di-O-β-D-glucopyranoside. However, there was little inhibitory activity for 6-hydroxybiochanin A-6,7-di-O-β-D-glucopyranoside, 6-hydroxygenistein-7-O-β-D-glucopyranoside, 6-hydroxygenistein-7-O-β-D-glucopyranoside genistin and 6-hydroxygenistein-7-O-β-D-glucopyranoside kakkalide. As far as the structure-activity relationship is concerned, the glycosylation at the C-7 hydroxyl group reduced the inhibitory activity of microglial activation. The methoxylation of 4'-hydroxyl group of 7-glycosylated isoflavones reduced the inhibitory activity, while the methoxy group at the 6-position enhanced the activity (Yuan et al., 2009).

Additionally, prolonged storage of Pueraria flower led to chemical transformation of some compounds. For example, tectoridin in Pueraria flower could be methylated and transform into kakkalide (Kim et al., 2003). Thus, tectoridin is a prodrug of tectorigenin.

3.3. Saponins

Saponins are a large family of amphiphilic glycosides of steroids and triterpenes found in plants and some marine organisms (Yang et al., 2014). Naturally occurring saponins constitute a structurally diverse class of glycosides that are composed of one or more sugar moieties and aglycones linked via glycosidic bonds (Sahu and Achari, 2001). The amounts of total saponins varied from 0.43 to 2.00% according to analysis of Pueraria flower collected from 30 different areas (Niiho et al., 2010). Based on the chemical structure of saponins, a number of saponins identified from Pueraria flower are listed in Table 3.

Lu et al. (2013) simultaneously quantified 12 saponins by UPLC-QTOF/MS analysis. The total content of the saponins was 23.2–60.6 mg/g (Lu et al., 2013). The major saponin compositions are kaikasaponin III (1.26–15.2 mg/g) and soyasaponin I (2.65–19.1 mg/g). The contents of saponins secondary to kaikasaponin III were kaikasaponin II (1.63–5.74 mg/g) and kakkasaponin I (5.08–12.3 mg/g). The rest of saponins identified included soyasaponin IV and baptisiasaponin I, phascoside IV, astragaloside VIII, kaikasaponin I, azukisaponin I, kakkasaponin II, and kakkasaponin III, which

were detected at a much lower amounts compared to those mentioned above.

The health promoting activities of saponin compositions found in Pueraria flower are reported in the literature. Kaikasaponin III was found to possess hypoglycemic and hypolipidemic effects in the streptozotocin (STZ)-induced diabetic rat (Choi et al., 2004). Soyasaponin I and kaikasaponin III from Pueraria flower have been reported to inhibit testosterone 5α-reductase and to promote hair growth (Murata et al., 2012).

3.4. Essential oils (EOs)

EOs are characterized by volatile and semi-volatile compounds with lower molecular weight (Song et al., 2019). Generally, EOs are secondary plant metabolites containing complex mixtures of volatile organic compounds (Aziz et al., 2018) such as terpenes and their oxygenated derivatives, and some aromatic and aliphatic compounds (Abad et al., 2012).

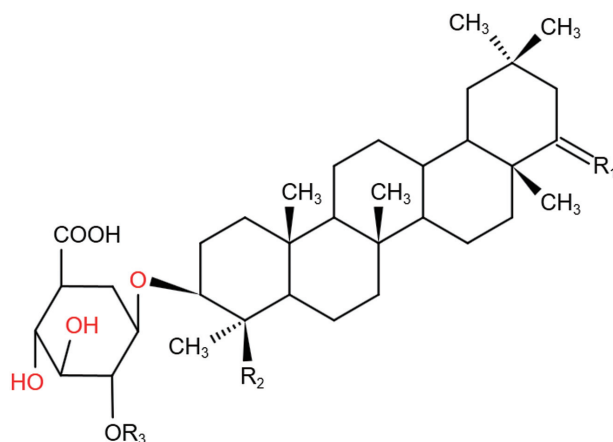
Kurihara and Kikuchi (1973) identified 13 essential oil components extracted from Pueraria flower. A total of 2.9 g essential oils were obtained, including 2.4 g neutral oil and 0.5 g acid oil. The neutral oils included 1-octen-3-ol, cis-3-hexene-1-ol, benzyl alcohol, eugenol, isoamyl alcohol, octyl alcohol, phenethyl alcohol, l-linalool; and acid oil included methyl benzoate, methyl propionate, methyl isovalerate, and methyl caproate (Table 4).

In addition, at least 12 more compounds from Pueraria flower essential oils were identified by gas chromatography-mass spectrometry (GC-MS). These were nonanal, camphor, terpinyl acetate, trans-caryophyllene, thujopsene, humulene, 2,6-bis (1-dimethylethyl)-4-methyl-phenol, hexahydrofarnesyl acetone, methyl palmitate, dibutyl terephthalate, hexadecanoic acid, n-docosane. Among them, hexahydrofarnesyl acetone was the richest compound with a content of 15.9% and was considered as a spice (Wang et al., 2002).

3.5. Other bioactive compounds

Apart from isoflavones, saponins and essential oils, some other compounds were identified in Pueraria Flower. β-sitosterol, and β-sitosterol-3-O-β-D-glucoside were isolated from the methanolic extract of the Pueraria flower (Kurihara and Kikuchi, 1976). Additionally, 10 compounds were isolated from Pueraria flower including 3,5-di-tert-butyl-4-hydroxybenzaldehyde, palmitic acid, 1-octadecene, octadecanoic acid, eicosanoic acid, squalene, (E)-23-ethylcholesta-5,22-dien-3β-ol, 24-methylenecycloartanol, β-amyrin, lupenone. Among them, β-amyrin was present at the highest percent-

Table 3. Major saponins in Pueraria flower (Lu et al., 2013)



No.	Compounds	R ₁	R ₂	R ₃
1	AstragalosideVIII	H, OH	CH ₂ OH	Xly-rha
2	SoyasaponinI	H, OH	CH ₂ OH	Gal-rha
3	SoyasaponinIII	H, β-OH	CH ₂ OH	Gal
4	SoyasaponinIV	H, OH	CH ₂ OH	Ara
5	KaikasaponinIII	H, OH	Me	Gla-rha
6	KaikasaponinII	H, OH	Me	Glc-rha
7	KaikasaponinI	H, OH	Me	Gal
8	KakkasaponinI	H, OH	Me	Ara-rha
9	AzukisaponinI	H, OH	Me	Glc
10	BaptisiasaponinI	H, OH	Me	Xyl-rha
11	PhaseosideIV	O	Me	Gal-rha
12	KakkasaponinII	O	Me	Gal
13	KakkasaponinIII	O	Me	Xyl-rha
14	Sophoradiol monoglucuronide	O	Me	Rha-gal

age of 19.7%, followed by palmitic acid (6.8%), lupenone (5.6%), and 24-methylenecycloartanol (4.0%) (Kim et al., 2015).

4. Pharmacological activities

Both *in vivo* and *in vitro* research suggest that Pueraria flower has a wide range of biological activities including hepatoprotective and estrogenic effects, as well as antioxidant, and anti-inflammation activities. The current findings regarding the main bioactive components of Pueraria flower and their underlying action mechanisms are summarized in this contribution (Table 5).

4.1. Hepatoprotective effect

Akin to other herbal medicines, extracts or compounds from Pueraria flower possess protective effects and therapeutic properties against liver diseases. Among the bioactives, isoflavones obtained from Pueraria flower have been well documented to be active against liver dysfunction and damage caused by liver diseases (Mil-tonprabu et al., 2017). Tectoridin, one of the main isoflavones in

Pueraria flower, showed significant protective effect on hepatic steatosis induced by ethanol through the modulation of PPAR α pathway and protection of mitochondrial injury. The hepatoprotective effect may be connected with inhibiting the increased levels of alanine aminotransferase (ALT), aspartate aminotransferase (AST) and triacylglycerol (TG), adjusting the levels of mitochondrial permeability transition (MPT) and transmembrane potential ($\Delta\psi_m$) (Xiong et al., 2010). Furthermore, tectoridin is an inhibitor of β -glucuronidase and treatment with tectoridin attenuated the increase of β -glucuronidase in blood caused by liver damage. In addition, the hepatoprotective effect of tectoridin could be linked to the metabolism with intestinal bacteria (Lee et al., 2005). Intraperitoneal tectorigenin injection protected mice from CCl₄-induced liver injury by inhibiting the increase of ALT, AST and lactic acid dehydrogenase levels by 22.4, 44.4 and 58.7%, respectively (Lee et al., 2003).

4.2. Estrogenic effects

Estrogenic effects are associated with a variety of physio- or pathological effects, in addition to regulating female reproduction and secondary sex characteristics. Abnormal estrogen is closely asso-

Table 4. Major essential oils in Pueraria flower

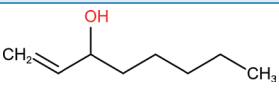
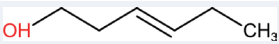
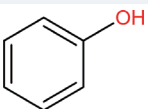
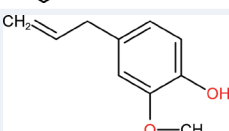
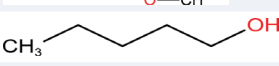
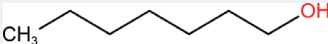
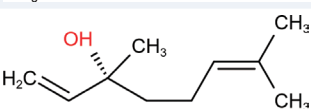
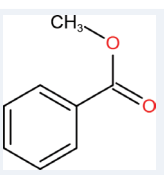
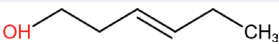
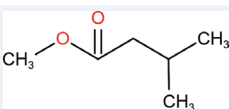
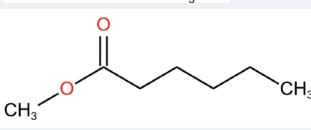

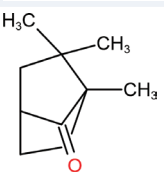
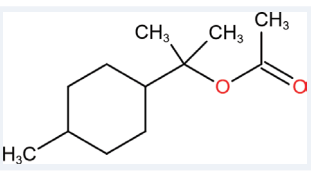
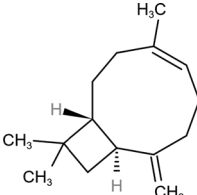
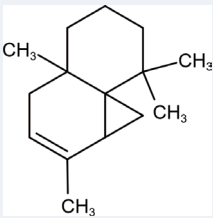
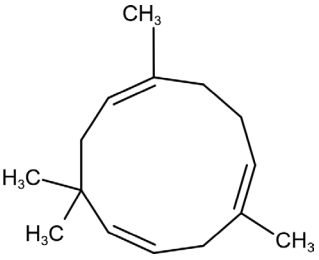
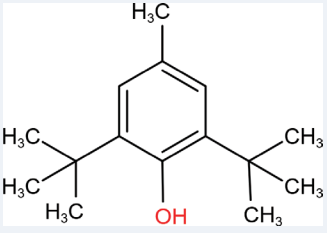
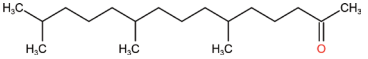
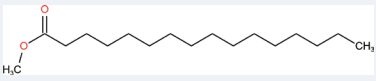
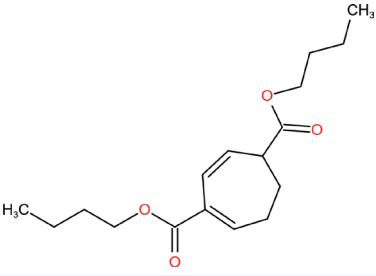
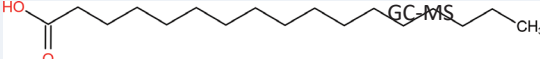
Compounds	Chemical structure	Analysis	Molecular weight	References
1-Octen-3-ol		IR, GLC, IR, GLC	128.21200	Kurihara and Kikuchi, 1973
Leaf Alcohol		IR, GLC	100.15900	Kurihara and Kikuchi, 1973
Benzyl Alcohol		IR, GLC	108.14	Kurihara and Kikuchi, 1973
Eugenol		IR, GLC	164.2	Kurihara and Kikuchi, 1973
Isoamyl Alcohol		IR, GLC	88.1481	Kurihara and Kikuchi, 1973
Octyl Alcohol		IR, GLC	130.2279	Kurihara and Kikuchi, 1973
l-Linalool		IR, GLC	154.25	Kurihara and Kikuchi, 1973
Methyl Benzoate		IR, GLC	136.15	Kurihara and Kikuchi, 1973
Methyl Propionate		IR, GLC	100.159	Kurihara and Kikuchi, 1973
Methyl Isovalerate		IR, GLC	116.16	Kurihara and Kikuchi, 1973
Methyl Caproate		IR, GLC	130.18	Kurihara and Kikuchi, 1973
Nonanal		GC-MS	142.24	Kurihara and Kikuchi, 1973
Camphor		GC-MS	152.23	Wang et al., 2002
Terpinyl acetate		GC-MS	196.29	Wang et al., 2002
Trans-caryophyllene		GC-MS	204.35	Wang et al., 2002

Table 4. Major essential oils in Pueraria flower - (continued)

Compounds	Chemical structure	Analysis	Molecular weight	References
Thujopsene		GC-MS	204.35	Wang et al., 2002
Humulene		GC-MS	204.35	Wang et al., 2002
2,6-Bis(1-dimethylethyl)-4-methyl-phenol		GC-MS	220.35	Wang et al., 2002
Hexahydrofarnesyl acetone		GC-MS	268.48	Wang et al., 2002
Methyl palmitate		GC-MS	270.45	Wang et al., 2002
Dibutyl terephthalate		GC-MS	278.34	Wang et al., 2002
Hexadecanoic acid		GC-MS	256.42	Wang et al., 2002
n-Docosane	$\text{CH}_3(\text{CH}_2)_{20}\text{CH}_3$	GC-MS	310.60	Wang et al., 2002

ciated with broad spectrum of diseases. Pueraria flower is rich in isoflavones, which is the most well-known subgroup of phytoestrogens and plays protective roles against abnormal estrogenic effects (Ososki and Kennelly, 2003; Wang et al., 2020). Therefore, it is not surprising that Pueraria flowers possess estrogenic effects. The estrogenic effect of Pueraria flower has been confirmed by many researchers. Park et al. (2002) found that Pueraria flower could cause significant reversal of stress-induced deficits in learning and memory on a spatial memory task, and also increased choline acetyltransferase (ChAT) immunoreactivities in ovariectomized (OVX) mice. Besides, tectorigenin has estrogenic effect

through attenuating the levels of RANKL, follicle-stimulating hormone (FSH) and luteinizing hormone (LH) and enhancing the levels of estrogen, estrogen receptor (ER)- β , 5-HT1A, 5-HT2A, and tryptophan hydroxylase (Han et al., 2018). In addition, Shin et al. (2006) found that kakkalide was metabolized to irisolidone and tectoridin, which were further metabolized to tectorigenin by human intestinal microflora. Interestingly, kakkalide and tectoridin showed less potent estrogenic effect than their metabolites (Shin et al., 2006).

In addition, Pueraria flower extracts displayed anti-endometriotic effects. Pueraria flower extracts suppressed the adhesion

Table 5. The main bioactives of Pueraria flower.

Compounds	Bioactivities	Experimental models	Effects	References
Tectoridin	Hepatoprotective Effect	Ethanol-induced mice	↓ALT, AST, TG, MDA MPT, Δψm levels. ↑PPARα, MCAD, CYP 4A10/14, DGAT, GPAT	Xiong et al., 2010
Kakkalide, irislidone	Hypolipidemic effect	Triton WR1339-induced mice	↓HCR activity, TC, TG level	Min and Kim, 2007
Kakkalide, irislidone	Anti-inflammation	TNBS-induced mice	↓NF-κB activation, M1 macrophage polarization marker expression. ↑gut Proteobacteria population	Jang et al., 2019
Kaikasaponin, Tectorigenin	Antimutagenic, anti-lipid peroxidative effect	Bromobenzene induced rats	↓Salmonella typhimurium TA100, AFB ₁ , MDA	Park et al., 2002
Tectorigenin	Hepatoprotective Effect	CCl ₄ -induced mice	↓ALT, AST, LDH, MDA, calcium levels, ↑GSH, GST activity	Lee et al., 2003
Tectorigenin	Antioxidant	H ₂ O ₂ -induced HUVECs	↓LDH, MDA levels. Bax and Cleaved Caspase-3. ↑Bcl-2 expression, SOD and GSH-Px.	Chen et al., 2021
Tectorigenin, Tectoridin	Antioxidant	In vitro	↓hydroxy radical, Superoxide anion radical, DPPH radical, Lipid peroxidation levels	Han et al., 2012
KaikasaponinIII	Antidiabetic	Streptozotocin-induced rat	↓lipid peroxide, hydroxy radical levels, ↑SOD, TF, Phasel, PhaselI enzymes activities	Choi et al., 2004
Tectorigenin, genistein	Antileukemia	HL-60cells	↓Bcl-2, EGF-receptor expression	Lee et al., 2001
Irisolidone, kakkalide	Anti-gastric injury	ethanol-induced mice	↓TNFα, IL-8, IFNγ, COX-2expression, NF-κB activation	Kang et al., 2016
Tectorigenin	Anti-inflammation	Palmitate-stimulated HUVECs	↓ROS production, Δψm, IKKβ/NF-κB and JNK activation, TNF-α, IL-6 expression, IRS-1serine/tyrosine phosphorylation, NO production, ET-1, VCAM-1 expression	Qj et al., 2013Zhang et al., 2013
Kakkalide, irisolidone	Anti-inflammation	Carrageenan-Induced	↓TNFα, IL-β, PGE ₂ , COX-2 expreesion, NF-κB activation.	Min et al., 2011
Tectorigenin	Antioxidant	MPP+ -induced SH-SY5Y cell	↓cell cytotoxicity and poptosis, Bax/Bcl-2, ROS, NOX, antioxidant enzyme expression	Min et al., 2011
Irisolidone	Hepatoprotective effect	Tert-Butyl Hydroperoxide(t-BHP)-Induced mice	↓cell cytotoxicity, ALT, AST.	Lee et al., 2005
Irisolidone	Antibacterial activity	Helicobacter pylori	↓H+/K+ ATPase	Bae et al., 2001
KaikasaponinIII, Tectorigenin	Hypoglycemic, hypolipid effect, antioxidant	Streptozotocin-Induced rats	↓glucose, body weight, LDL, VLDL cholesterol, DPPH, XOD, superoxide anion, lipid peroxidation. ↑HDL cholesterol	Lee et al., 2000
Puerarin	Antioxidant, anti-inflammation	DSS-induced mice	↓myeloperoxidase (MPO) activity, NF-κB, pro-inflammatory mediators, Nrf2 ↑tight junctions	Jeon et al., 2020
Tectoridin	Estrogenic effects	Ovariectomy-induced mice	↓osteoclastogenesis. Trap, Ctsk, ATP60, DC-Stamp, c-Fos, and NFATc1, NF-κB	Wang et al., 2020

of human endometriotic 11Z and 12Z cells to human mesothelial Met5A cells through targeting extracellular signal regulated kinase

(ERK)1/2 pathway to inhibit matrix metalloproteinase (MMP)-2 and MMP-9 in endometriotic cells (Kim et al., 2017).

4.3. Antioxidant activity

Oxidative stress is an imbalance between the production of reactive oxygen species (ROS) and the antioxidants to scavenge the ROS (Nocella et al., 2019). ROS consist of radical and non-radical oxygen-based molecules, such as hydroxyl radical ($\bullet\text{OH}$), hydrogen peroxide (H_2O_2), singlet oxygen ($^1\text{O}_2$), and superoxide ($\text{O}_2^{\bullet-}$) (Yang et al., 2019). To investigate the correlation between the phytochemicals in Pueraria flower and their antioxidant capacity, measurement of antioxidant capacity of isoflavones with different structures was performed *in vitro*. The results so obtained for antioxidant activity from high to low was tectorigenin sodium sulfonate > tectorigenin > tectoridin, demonstrating that appropriate chemical modifications could greatly improve the biological activities of the naturally occurring products (Han et al., 2012). Eighteen antioxidants were screened and identified from Pueraria flowers by DPPH spiking HPLC-MS/MS (Zhang et al., 2012).

Pueraria flower extracts were beneficial in improving the antioxidative function in ethanol-treated rats by modulating redox enzymes such as Cu/Zn SOD, CAT and GSH-Px (Lee et al., 2001). In addition, tectorigenin prevented MPP⁺-induced human neuroblastoma SH-SY5Y cells damage due to its potent antioxidant activity. The addition of tectorigenin blocked MPP⁺-induced ROS formation and NADPH oxidase (NOX) expression to protect the antioxidant enzyme activities from MPP wreckage (Gong et al., 2017). Notably, by means of targeting oxidative stress, tectorigenin and kaikasaponin III were reported to alleviate the streptozotocin-induced toxicity and to contribute to hypoglycemic and hypolipidemic effects (Lee et al., 2000). Besides, puerarin, one of components of Pueraria flower, showed antioxidant effect by regulating the expression of Nrf2 pathway and antioxidant enzymes dextran sulfate sodium-induced colitis mice model (Jeon et al., 2020).

4.4. Anti-inflammatory activity

Increasing evidence proved that the bioactive extracts of various natural plants including Pueraria flower display a variety of pharmacological effects on acute and chronic inflammatory diseases (Lowry, 1993; Arulselvan et al., 2016). Research from a rat model suggested that methanol extracts of Pueraria flower prevented osteoarthritis by inhibiting the pro-inflammatory mediators iNOS, MMP-9 and MMP-3 in the knee tissues (Sun et al., 2019).

Tectorigenin attenuated endothelial dysfunction associated with insulin resistance through inhibiting ROS-related inflammation and facilitating insulin IRS-1/PI3K/Akt/eNOS signaling pathway (Qi et al., 2013). Another isoflavone, kakkalide ameliorated insulin resistance in human umbilical vein endothelial cells induced by palmitate via inhibiting ROS-associated inflammatory tumor necrosis factor- α (TNF- α) and interleukin-6 (IL-6) production and facilitating insulin PI3K/Akt/eNOS signal pathway (Zhang et al., 2013). Furthermore, observation from LPS-stimulated peritoneal macrophages suggested that kakkalide and irisolidone down-regulated TNF- α , interleukin-1 beta (IL-1 β) and cyclooxygenase-2 (COX-2) via the NF- κ B pathway (Min et al., 2011). In addition, kakkalide and irisolidone alleviated the inflamed gut by inhibiting TLR4-NF- κ B signaling pathway and reversing the transition of M1 into M2 macrophage polarization (Jang et al., 2019).

4.5. Other biological effects

In addition to above activities, extracts or compounds from Pu-

eraria flower are reported to have anti-cancer, anti-allergic, and antimicrobial activities.

As for the anti-cancer activity, tectorigenin was found to enhance paclitaxel cytotoxicity against ovarian carcinoma cells involved in the activation of apoptotic caspases and regulation of the NF- κ B and Akt pathways (Yang et al., 2012). Additionally, tectorigenin also exhibited antiproliferative activity against human leukemia HL-60 cells and this activity may be based upon the induction of differentiation and apoptosis (Lee et al., 2001).

Allergic diseases such as asthma and atopic dermatitis are based on IgE-mediated pharmacologic processes of a variety of cell populations such as mast cell and basophils (Park et al., 2004). Orally administered tectoridin can be transformed, by intestinal bacteria, into the more active agent tectorigenin which potently inhibited the passive cutaneous anaphylaxis reaction. *In vitro* experiments suggest that tectorigenin inhibited the release of β -hexosaminidase from RBL-2H3 cells induced by IgE (Stevens and Austen, 1989). Tectorigenin is also considered as inhibitors for expression of IgE receptor (Fc ϵ RI), the key molecule triggering the allergic reactions, on human mast cells (Tamura et al., 2010). These findings indicate that tectorigenin has potential to be an antiallergic agent.

Akin to the Pueraria root, PFE has traditionally been used as an anti-amnesic medicine for treatment of alcoholic intoxication. Data from the observation of passive avoidance behavior in mice supported that aqueous extract of Pueraria flower improved the scopolamine-induced memory impairment (Yamazaki et al., 2005).

5. Toxicity

Although very few reports are available so far, the toxicity of PFE or compounds from PFE is still needed. Takano et al. (Takano et al., 2013) performed oral toxicological studies of PFE and their results provided a fundamental reference for further development and clinical translation of functional food based on Pueraria flower. In their acute toxicity study with 14 days observation, no death or abnormalities were observed and the estimated oral LD50 of PFE was higher than 5 g/kg body weight. Likewise, subchronic toxicity study using Sprague-Dawley rats for 90 days showed no apparent toxicological issues. Thus, the corresponding human equivalent dose of PFE for low toxicity was estimated to be 5.0% in the diet.

6. Conclusion

This review provides a comprehensive review on bioactive compounds derived from Pueraria flower. The main bioactive classes of compounds present included isoflavones, saponins, and flavonoids, among others. Although Pueraria flower as a dietary source is broadly used in traditional medicine, toxicological assessments, pharmacokinetics, and the metabolites of phytochemicals needs to be further investigated.

Conflict of interest

The authors declare no competing financial interests.

Funding

This work was supported by grants from Tianjin Innovative Team

Project (TD13-5087), Tianjin Natural Science Foundation (19JCQNJC12400), and Shangrao Crucial Research and Development Project (19A005).

References

- Abad, M.J., Bedoya, L.M., Apaza, L., and Bermejo, P. (2012). The artemisia L. Genus: a review of bioactive essential oils. *Molecules* 17: 2542–2566.
- Arulselvan, P., Fard, M.T., Tan, W.S., Gothai, S., Fakurazi, S., Norhaizan, M.E., and Kumar, S.S. (2016). Role of Antioxidants and Natural Products in Inflammation. *Oxid Med Cell Longev* 2016: 5276130.
- Aziz, Z.A.A., Ahmad, A., Setapar, S.H.M., Karakucuk, A., Azim, M.M., Lokhat, D., Rafatullah, M., Ganash, M., Kamal, M.A., and Ashraf, G.M. (2018). Essential Oils: Extraction Techniques, Pharmaceutical And Therapeutic Potential - A Review. *Curr Drug Metab* 19: 1100–1110.
- Bae, E.A., Han, M.J., and Kim, D.H. (2001). In vitro anti-Helicobacter pylori activity of irisolidone isolated from the flowers and rhizomes of Pueraria thunbergiana. *Planta Med* 67: 161–163.
- Chan, K. (2003). Some aspects of toxic contaminants in herbal medicines. *Chemosphere* 52: 1361–1371.
- Chen, X., Zhang, W., Sun, L., and Lian, Y. (2021). Tectorigenin protect HUVECs from H₂O₂-induced oxidative stress injury by regulating PI3K/Akt pathway. *Tissue Cell* 68: 101475.
- Choi, J., Shin, M.H., Park, K.Y., Lee, K.T., Jung, H.J., Lee, M.S., and Park, H.J. (2004). Effect of Kaikasaponin III Obtained from *Pueraria thunbergiana* Flowers on Serum and Hepatic Lipid Peroxides and Tissue Factor Activity in the Streptozotocin-Induced Diabetic Rat. *J Med Food* 7: 31–37.
- Choi, J., Shin, M.H., Park, K.Y., Lee, K.T., Jung, H.J., Lee, M.S., and Park, H.J. (2004). Effect of kaikasaponin III obtained from Pueraria thunbergiana flowers on serum and hepatic lipid peroxides and tissue factor activity in the streptozotocin-induced diabetic rat. *J Med Food* 7: 31–37.
- Ding, H.Y., Chen, Y.Y., Chang, W.L., and Lin, H.C. (2013). Flavonoids from the Flowers of Pueraria Lobata. *J. Chin. Chem. Soc.* 51: 1425–1428.
- Gong, P., Deng, F., Zhang, W., Ji, J., Liu, J., Sun, Y., and Hu, J. (2017). Tectorigenin attenuates the MPP(+)-induced SH-SY5Y cell damage, indicating a potential beneficial role in Parkinson's disease by oxidative stress inhibition. *Exp Ther Med* 14: 4431–4437.
- Han, N.R., Nam, S.Y., Hong, S., Kim, H.Y., Moon, P.D., Kim, H.J., Cho, H., Lee, B., Kim, H.M., and Jeong, H.J. (2018). Improvement effects of a mixed extract of flowers of Pueraria thomsonii Benth. and peels of Citrus shui Markovich on postmenopausal symptoms of ovariectomized mice. *Biomedicine & Pharmacotherapy* 103: 524–530.
- Han, T., Cheng, G., Liu, Y., Yang, H., Hu, Y.T., and Huang, W. (2012). In vitro evaluation of tectoridin, tectorigenin and tectorigenin sodium sulfonate on antioxidant properties. *Food Chem. Toxicol.* 50: 0–414.
- Jang, H.M., Park, K.T., Noh, H.D., Lee, S.H., and Kim, D.H. (2019). Kakkalide and irisolidone alleviate 2,4,6-trinitrobenzenesulfonic acid-induced colitis in mice by inhibiting lipopolysaccharide binding to toll-like receptor-4 and proteobacteria population. *International Immunopharmacology* 73: 246–253.
- Hyun-Jung Park, S.-M.H. (2009). The Effects of Puerariae Flos on Stress-Induced Deficits of Learning and Memory in Ovariectomized Female Rats. *Korean J Physiol Pharmacol* 13: 85–89.
- Jeon, Y.D., Lee, J.H., Lee, Y.M., and Kim, D.K. (2020). Puerarin inhibits inflammation and oxidative stress in dextran sulfate sodium-induced colitis mice model. *Biomed Pharmacother* 124: 109847.
- Kang, G.D., Lee, S.Y., Jang, S.E., Han, M.J., and Kim, D.H. (2016). Irisolidone attenuates ethanol-induced gastric injury in mice by inhibiting the infiltration of neutrophils. *Mol. Nutr. Food Res.*
- Keung, W.M., and Vallee, B.L. (1998). Kudzu root: an ancient Chinese source of modern antidiabetic agents. *Phytochemistry* 47: 499–506.
- Kim, C., Shin, S., Ha, H., and Kim, J.M. (2003). Study of substance changes in flowers of Pueraria thunbergiana Benth. during storage. *Archives of Pharmacol Research* 26: 210.
- Kim, D.Y., Won, K.J., Hwang, D.I., Yoon, S.W., Lee, S.J., Park, J.H., Yoon, M.S., Kim, B., and Lee, H.M. (2015). Potential skin regeneration activity and chemical composition of absolute from Pueraria thunbergiana flower. *Natural Product Communications* 10: 2009–2012.
- Kim, J.H., Woo, J.H., Kim, H.M., Oh, M.S., Jang, D.S., and Choi, J.H. (2017). Anti-Endometriotic Effects of Pueraria Flower Extract in Human Endometriotic Cells and Mice. *Nutrients* 9.
- Kubo, M., Sasaki, M., Namba, K., Naruto, S., and Nishimura, H. (1975). Isolation of a new isoflavone from Chinese Pueraria flowers. *Chem. Pharm. Bull.* 23: 2449–2451.
- Kubo, M., Sasaki, M., Namba, K., Naruto, S., and Nishimura, H. (1975). Isolation of a new isoflavone from Chinese Pueraria flowers. *Chem. Pharm. Bull.* 23: 2449–2451.
- Kurihara, T., and Kikuchi, M. (1976). Studies on the Constituents of Flowers. VI.: On the Components of the Flower of Pueraria thunbergiana BENTH. (3). *Journal of the Pharmaceutical Society of Japan* 96: 1486–1488.
- Kurihara, T., and Kiruchi, M. (1973). Studies on the constituents of flowers. I. On the components of flower of Pueraria thunbergiana Benth. (Japanese). *Yakugaku Zasshi J. Pharm. Soc. Japan* 93: 1201–1205.
- Kurihara, T., and Kikuchi, M. (1976). Studies on the Constituents of Flowers. VI. On the Components of the Flower of Pueraria thunbergiana BENTH. (3). *J. Pharm. Soc. Japan* 96: 1486–1488.
- Kurihara, T., and Kiruchi, M. (1973). Studies on the constituents of flowers. I. On the components of flower of Pueraria thunbergiana Benth. (Japanese). *Yakugaku Zasshi J. Pharm. Soc. Japan* 93: 1201–1205.
- Lee, H.U., Bae, E.A., and Kim, D.H. (2005). Hepatoprotective effect of tectoridin and tectorigenin on tert-butyl hydroperoxide-induced liver injury. *Journal of Pharmacological Sciences* 97: 541–544.
- Lee, H.U., Bae, E.A., and Kim, D.H. (2005). Hepatoprotective Effects of Irisolidone on tert-Butyl Hydroperoxide-Induced Liver Injury. *Biological & Pharmaceutical Bulletin* 28: 531–533.
- Lee, H.W., Choo, M.K., Bae, E.A., and Kim, D.H. (2003). Beta-glucuronidase inhibitor tectorigenin isolated from the flower of Pueraria thunbergiana protects carbon tetrachloride-induced liver injury. *Liver International* 23: 221–226.
- Lee, K.T., Sohn, I.C., Dong, H.K., Choi, J.W., Sang, H.K., and Park, H.J. (2000). Hypoglycemic and hypolipidemic effects of tectorigenin and kaikasaponin III in the streptozotocin-induced diabetic rat and their antioxidant activity in vitro. *Archives of Pharmacol Research* 23: 461–466.
- Lee, K.T., Sohn, I.C., Kim, D.H., Choi, J.W., Kwon, S.H., and Park, H.J. (2000). Hypoglycemic and hypolipidemic effects of tectorigenin and kaikasaponin III in the streptozotocin-induced diabetic rat and their antioxidant activity in vitro. *Arch Pharm Res* 23: 461–466.
- Lee, K.T., Sohn, I.C., Kim, Y.K., Choi, J.H., Choi, J.W., Park, H.J., Itoh, Y., and Miyamoto, K. (2001). Tectorigenin, an isoflavone of Pueraria thunbergiana Benth., induces differentiation and apoptosis in human promyelocytic leukemia HL-60 cells. *Biol Pharm Bull* 24: 1117–1121.
- Lee, K.T., Sohn, I.C., Kim, Y.K., Choi, J.H., Choi, J.W., Park, H.J., Itoh, Y., and Miyamoto, K.I. (2001). Tectorigenin, an Isoflavone of Pueraria thunbergiana BENTH., Induces Differentiation and Apoptosis in Human Promyelocytic Leukemia HL-60 Cells. *Biological & Pharmaceutical Bulletin* 24: 1117–1121.
- Lertpatipanpong, P., Janpaijit, S., Park, E.Y., Kim, C.T., and Baek, S.J. (2020). Potential Anti-Diabetic Activity of Pueraria lobata Flower (Flos Puerariae) Extracts. *Molecules* 25: 3970.
- Lertpatipanpong, P., Janpaijit, S., Park, E.Y., Kim, C.T., and Baek, S.J. (2020). Potential Anti-Diabetic Activity of Pueraria lobata Flower (Flos Puerariae) Extracts. *Molecules* 5.
- Li, C., Miao, X., Li, F., Adhikari, B.K., Liu, Y., Sun, J., Zhang, R., Cai, L., Liu, Q., and Wang, Y. (2019). Curcuminoids: Implication for inflammation and oxidative stress in cardiovascular diseases. *Phytother Res* 33: 1302–1317.
- Li, M., Zhao, H., Wu, J., Wang, L., Wang, J., Lv, K., Liu, S., Wang, M., Guan, W., Liu, J., Ho, C.T., and Li, S. (2020). Nobilletin Protects against Acute Liver Injury via Targeting c-Jun N-Terminal Kinase (JNK)-Induced Apoptosis of Hepatocytes. *J Agric Food Chem* 68: 7112–7120.
- Li, S., Li, S., Liu, C., Liu, C., and Zhang, Y. (2017). Extraction and isolation of potential anti-stroke compounds from flowers of Pueraria lobata guided by in vitro PC12 cell model. *Journal of Chromatography B Analytical Technologies in the Biomedical & Life Sciences* 1048: 111–120.
- Lowry, S.F. (1993). Cytokine Mediators of Immunity and Inflammation. *Archives of Surgery* 128: 1235–1241.
- Lu, J., Xie, Y., Tan, Y., Qu, J., Matsuda, H., Yoshikawa, M., and Yuan, D.

- (2013). Simultaneous Determination of Isoflavones, Saponins and Flavones in Flos Puerariae by Ultra Performance Liquid Chromatography Coupled with Quadrupole Time-of-Flight Mass Spectrometry. *Chemical & Pharmaceutical Bulletin* 61: 941–951.
- Lu, J., Xie, Y., Tan, Y., Qu, J., Matsuda, H., Yoshikawa, M., and Yuan, D. (2013). Simultaneous determination of isoflavones, saponins and flavones in Flos Puerariae by ultra performance liquid chromatography coupled with quadrupole time-of-flight mass spectrometry. *Chem Pharm Bull (Tokyo)* 61: 941–951.
- Ma, Y., Shang, Y., Zhong, Z., Zhang, Y., Yang, Y., Feng, J., and Wei, Z. (2019). A new isoflavone glycoside from flowers of Pueraria Montana var. lobata (Willd.) Sanjappa & Pradeep. *Nat. Prod. Res.*
- Mi-Kyung Lee, S.-Y.C. (2001). Effects of Puerariae Flos and Puerariae Radix Extracts on Antioxidant Enzymes in Ethanol-Treated Rats. *American Journal of Chinese Medicine* 29(2): 343–354.
- Miltonprabu, S., Tomczyk, M., Skalicka-Woźniak, K., Rastrelli, L., Daglia, M., Nabavi, S.F., Alavian, S.M., and Nabavi, S.M. (2017). Hepatoprotective effect of quercetin: From chemistry to medicine. *Food Chem Toxicol* 108: 365–374.
- Min, S.W., and Kim, D.H. (2007). Kakkalide and irisolidone: HMG-CoA reductase inhibitors isolated from the flower of Pueraria thunbergiana. *Biol Pharm Bull* 30: 1965–1968.
- Min, S.W., and Kim, D.H. (2007). Kakkalide and Irisolidone: HMG-CoA reductase Inhibitors Isolated from the Flower of Pueraria thunbergiana. *Biological & Pharmaceutical Bulletin* 30: 1965–1968.
- Min, S.W., Park, Y.J., and Kim, D.H. (2011). Kakkalide and its metabolite irisolidone ameliorate carrageenan-induced inflammation in mice by inhibiting NF-kappaB pathway. *Inflammation* 34: 344–351.
- Min, S.W., Park, Y.J., and Kim, D.H. (2011). Kakkalide and Its Metabolite Irisolidone Ameliorate Carrageenan-Induced Inflammation in Mice by Inhibiting NF-κB Pathway. *Inflammation* 34: p.344–351.
- Murata, K., Noguchi, K., Kondo, M., Onishi, M., Watanabe, N., Okamura, K., and Matsuda, H. (2012). Inhibitory activities of Puerariae Flos against testosterone 5α-reductase and its hair growth promotion activities. *J Nat Med* 66: 158–165.
- Niho, Y., Nakajima, Y., Yamazaki, T., Okamoto, M., Tsuchihashi, R., Kadera, M., Kinjo, J., and Nohara, T. (2010). Simultaneous analysis of isoflavones and saponins in Pueraria flowers using HPLC coupled to an evaporative light scattering detector and isolation of a new isoflavone diglucoside. *J Nat Med* 64: 313–320.
- Nocella, C., Cammisotto, V., Pigozzi, F., Borriore, P., Fossati, C., D'Amico, A., Cangemi, R., Peruzzi, M., Gobbi, G., Ettorre, E., Frati, G., Cavarretta, E., Carnevale, R., and SMiLe Group (2019). Impairment between Oxidant and Antioxidant Systems: Short- and Long-term Implications for Athletes' Health. *Nutrients* 11.
- Ososki, A.L., and Kennelly, E.J. (2003). Phytoestrogens: a review of the present state of research. *Phytother Res* 17: 845–869.
- Park, E.K., Shin, Y.W., Lee, H.U., Lee, C.S., and Kim, D.H. (2004). Passive cutaneous anaphylaxis-inhibitory action of tectorigenin, a metabolite of tectoridin by intestinal microflora. *Biol Pharm Bull* 27: 1099–1102.
- Park, K.Y., Jung, G.O., Choi, J., Lee, K.T., and Park, H.J. (2002). Potent antimutagenic and their anti-lipid peroxidative effect of kaikasaponin III and tectorigenin from the flower of Pueraria thunbergiana. *Arch Pharm Res* 25: 320–324.
- Qi, W., Cheng, X.L., Zhang, D.Y., Gao, X.J., Ling, Z., Qin, X.Y., Xie, G.Y., Kang, L., Yong, Q., and Liu, B.L. (2013). Tectorigenin Attenuates Palmitate-Induced Endothelial Insulin Resistance via Targeting ROS-Associated Inflammation and IRS-1 Pathway. *Plos One* 8: e66417.
- Sahu, N.P., and Achari, B. (2001). Advances in Structural Determination of Saponins and Terpenoid Glycosides. *ChemInform* .
- Sheng, Y., Liu, J., Zheng, S., Liang, F., Luo, Y., Huang, K., Xu, W., and He, X. (2019). Mulberry leaves ameliorate obesity through enhancing brown adipose tissue activity and modulating gut microbiota. *Food Funct* 10: 4771–4781.
- Shin, J.E., Bae, E.A., Lee, Y.C., Ma, J.Y., and Kim, D.H. (2006). Estrogenic effect of main components kakkalide and tectoridin of Puerariae Flos and their metabolites. *Biol Pharm Bull* 29: 1202–1206.
- Song, X., Wen, X., He, J., Zhao, H., Li, S., and Wang, M. (2019). Phytochemical components and biological activities of *Artemisia argyi*. *Journal of Functional Foods* 52: 648–662.
- Stevens, R.L., and Austen, K.F. (1989). Recent advances in the cellular and molecular biology of mast cells. *Immunol Today* 10: 381–386.
- Sun, S., Yuan, L., Li, W., Wang, X., Man, Z., and Li, Y. (2019). Protective Effect of Pueraria Flower in the Treatment of Osteoarthritis Rat by Attenuating Inflammatory Pathway. *International Journal of Pharmacology* 15: 766–771.
- Takano, A., Kamiya, T., Tsubata, M., Ikeguchi, M., Takagaki, K., and Kinjo, J. (2013). Oral toxicological studies of pueraria flower extract: acute toxicity study in mice and subchronic toxicity study in rats. *J Food Sci* 78: T1814–1821.
- Tamura, S., Yoshihira, K., Tokumaru, M., Zisheng, X., and Murakami, N. (2010). Inhibitors for expression of IgE receptor on human mast cell from Puerariae Flos. *Bioorg Med Chem Lett* 20: 3872–3875.
- Wu, T., Liu, C., Huang, Y., Li, S., and Wang, Y. (2018). Simultaneous screening and isolation of activated constituents from Puerariae Flos by ultrafiltration-liquid chromatography-mass spectrometry combined with high-speed counter-current chromatography. *J. Sep. Sci.*
- Tousen, Y., Takebayashi, J., Kondo, T., Fuchino, H., Kawano, N., Inui, T., Yoshimatsu, K., Kawahara, N., and Ishimi, Y. (2019). Safety and Efficacy Assessment of Isoflavones from Pueraria (Kudzu) Flower Extract in Ovariectomised Mice: A Comparison with Soy Isoflavones. *Int. J. Mol. Sci.* 20.
- Wang, J., Duan, Y., Zhi, D., Li, G., Wang, L., Zhang, H., Gu, L., Ruan, H., Zhang, K., Liu, Q., Li, S., Ho, C.T., and Zhao, H. (2014). Pro-apoptotic effects of the novel tangeretin derivative 5-acetyl-6,7,8,4'-tetramethylnortangeretin on MCF-7 breast cancer cells. *Cell Biochem Biophys* 70: 1255–1263.
- Wang, J., Tang, Y., Lv, X., Zhang, J., Ma, B., Wen, X., Bao, Y., and Wang, G. (2020). Tectoridin inhibits osteoclastogenesis and bone loss in a murine model of ovariectomy-induced osteoporosis. *Exp Gerontol* 140: 111057.
- Wang, L., Zhao, H., Wang, L., Tao, Y., Du, G., Guan, W., Liu, J., Brennan, C., Ho, C.T., and Li, S. (2020). Effects of Selected Resveratrol Analogues on Activation and Polarization of Lipopolysaccharide-Stimulated BV-2 Microglial Cells. *J Agric Food Chem* 68: 3750–3757.
- Wang, Q., Cheng, X.-L., Li, H., Qin, X.-Y., Ge, C.-Y., Liu, R., Qi, L.-W., and Qin, M.-J. (2013). Application of an efficient strategy for discovery and purification of bioactive compounds from Chinese herbal medicines, a case study on the Puerariae thomsonii Flos. *Journal of Pharmaceutical & Biomedical Analysis* 75: 25–32.
- Wang, Q., Cheng, X.L., Li, H., Qin, X.Y., Ge, C.Y., Liu, R., Qi, L.W., and Qin, M.J. (2013). Application of an efficient strategy for discovery and purification of bioactive compounds from Chinese herbal medicines, a case study on the Puerariae thomsonii Flos. *J Pharm Biomed Anal* 75: 25–32.
- Wang, S., Lei, A., Song, E., and Zhao, K. (2002). Study on the volatile components of radix puerariae. *China's pharmaceutical affairs* 16(2): 107–109.
- Wen, X., Zhao, H., Wang, L., Wang, L., Du, G., Guan, W., Liu, J., Cao, X., Jiang, X., Tian, J., Wang, M., Ho, C.-T., and Li, S. (2020). Nobiletin Attenuates DSS-Induced Intestinal Barrier Damage through the HNF4α-Claudin-7 Signaling Pathway. *J Agric Food Chem* 68: 4641–4649.
- Wirngo, F.E., Lambert, M.N., and Jeppesen, P.B. (2016). The Physiological Effects of Dandelion (*Taraxacum Officinale*) in Type 2 Diabetes. *Rev Diabet Stud* 13: 113–131.
- Wong, K.H., Li, G.Q., Li, K.M., Razmovski-Naumovski, V., and Chan, K. (2011). Kudzu root: traditional uses and potential medicinal benefits in diabetes and cardiovascular diseases. *J Ethnopharmacol* 134: 584–607.
- Wu, J., Li, M., He, J., Lv, K., Wang, M., Guan, W., Liu, J., Tao, Y., Li, S., Ho, C.T., and Zhao, H. (2019). Protective effect of pterostilbene on concanavalin A-induced acute liver injury. *Food Funct* 10: 7308–7314.
- Wu, T., Liu, C., Huang, Y., Li, S., and Wang, Y. (2018). Simultaneous screening and isolation of activated constituents from Puerariae Flos by ultrafiltration with liquid chromatography and mass spectrometry combined with high-speed counter-current chromatography. *J Sep Sci* 41: 4458–4468.
- Xiong, Y., Yang, Y., Yang, J., Chai, H., Li, Y., Yang, J., Jia, Z., and Wang, Z. (2010). Tectoridin, an isoflavone glycoside from the flower of Pueraria lobata, prevents acute ethanol-induced liver steatosis in mice. *Toxicology* 276: 64–72.
- Xiong, Y., Yang, Y., Yang, J., Chai, H., and Wang, Z. (2010). Tectoridin, an iso-

- flavone glycoside from the flower of *Pueraria lobata*, prevents acute ethanol-induced liver steatosis in mice. *Toxicology* 276: 64–72.
- Yamazaki, T., Yaguchi, M., Nakajima, Y., Hosono, T., Niiho, Y., Hibi, Y., Kinjo, J., and Nohara, T. (2005). Effects of an aqueous extract of *Puerariae flos* (Thomsonide) on impairment of passive avoidance behavior in mice. *J Ethnopharmacol* 100: 244–248.
- Yang, B., Chen, Y., and Shi, J. (2019). Reactive Oxygen Species (ROS)-Based Nanomedicine. *Chem Rev* 119: 4881–4985.
- Yang, Y., Laval, S., and Yu, B. (2014). Chemical synthesis of saponins. *Adv Carbohydr Chem Biochem* 71: 137–226.
- Yang, Y.I., Kyung-Tae, L., Hee-Juhn, P., Jin, K.T., Seok, C.Y., le-Ming, S., and Jung-Hye, C. (2012). Tectorigenin sensitizes paclitaxel-resistant human ovarian cancer cells through downregulation of the Akt and NFκB pathway. *Carcinogenesis* 12.
- Yu, Y.L., Liao, Y.T., Li, X., Ye, Y., Ke, C.Q., Li, X.Q., Yang, X.Z., and Yao, M.C. (2011). Isoflavonoid glycosides from the flowers of *Pueraria lobata*. *J Asian Nat Prod Res* 13: 284–289.
- Yuan, D., Xie, Y.Y., Bai, X., Wu, X., Yang, J.Y., and Wu, C.F. (2009). Inhibitory activity of isoflavones of *Pueraria* flowers on nitric oxide production from lipopolysaccharide-activated primary rat microglia. *J Asian Nat Prod Res* 11: 471–481.
- Zhang, B., Li, W., and Dong, M. (2017). Flavonoids of Kudzu Root Fermented by *Eurotium cristatum* Protected Rat Pheochromocytoma Line 12 (PC12) Cells against H₂O₂-Induced Apoptosis. *Int. J. Mol. Sci.* 18.
- Zhang, D., Gao, X., Wang, Q., Qin, M., and Liu, B. (2013). Kakkalide ameliorates endothelial insulin resistance by suppressing reactive oxygen species-associated inflammation. *J. Diabetes* 5.
- Zhang, D., Gao, X., Wang, Q., Qin, M., Liu, K., Huang, F., and Liu, B. (2013). Kakkalide ameliorates endothelial insulin resistance by suppressing reactive oxygen species-associated inflammation. *J Diabetes* 5: 13–24.
- Zhang, L., Wen, X., Li, M., Li, S., and Zhao, H. (2018). Targeting cancer stem cells and signaling pathways by resveratrol and pterostilbene. *Biofactors* 44: 61–68.
- Zhang, Y.P., Shi, S.Y., Xiong, X., Chen, X.Q., and Peng, M.J. (2012). Comparative evaluation of three methods based on high-performance liquid chromatography analysis combined with a 2,2'-diphenyl-1-picrylhydrazyl assay for the rapid screening of antioxidants from *Pueraria lobata* flowers. *Anal Bioanal Chem* 402: 2965–2976.
- Zhang, Y.P., Shi, S.Y., Xiong, X., Chen, X.Q., and Peng, M.J. (2012). Comparative evaluation of three methods based on high-performance liquid chromatography analysis combined with a 2,2'-diphenyl-1-picrylhydrazyl assay for the rapid screening of antioxidants from *Pueraria lobata* flowers. *Analytical & Bioanalytical Chemistry* 402: 2965–2976.
- Zhou, Y.X., Zhang, H., and Peng, C. (2014). Puerarin: a review of pharmacological effects. *Phytother Res* 28: 961–975.